
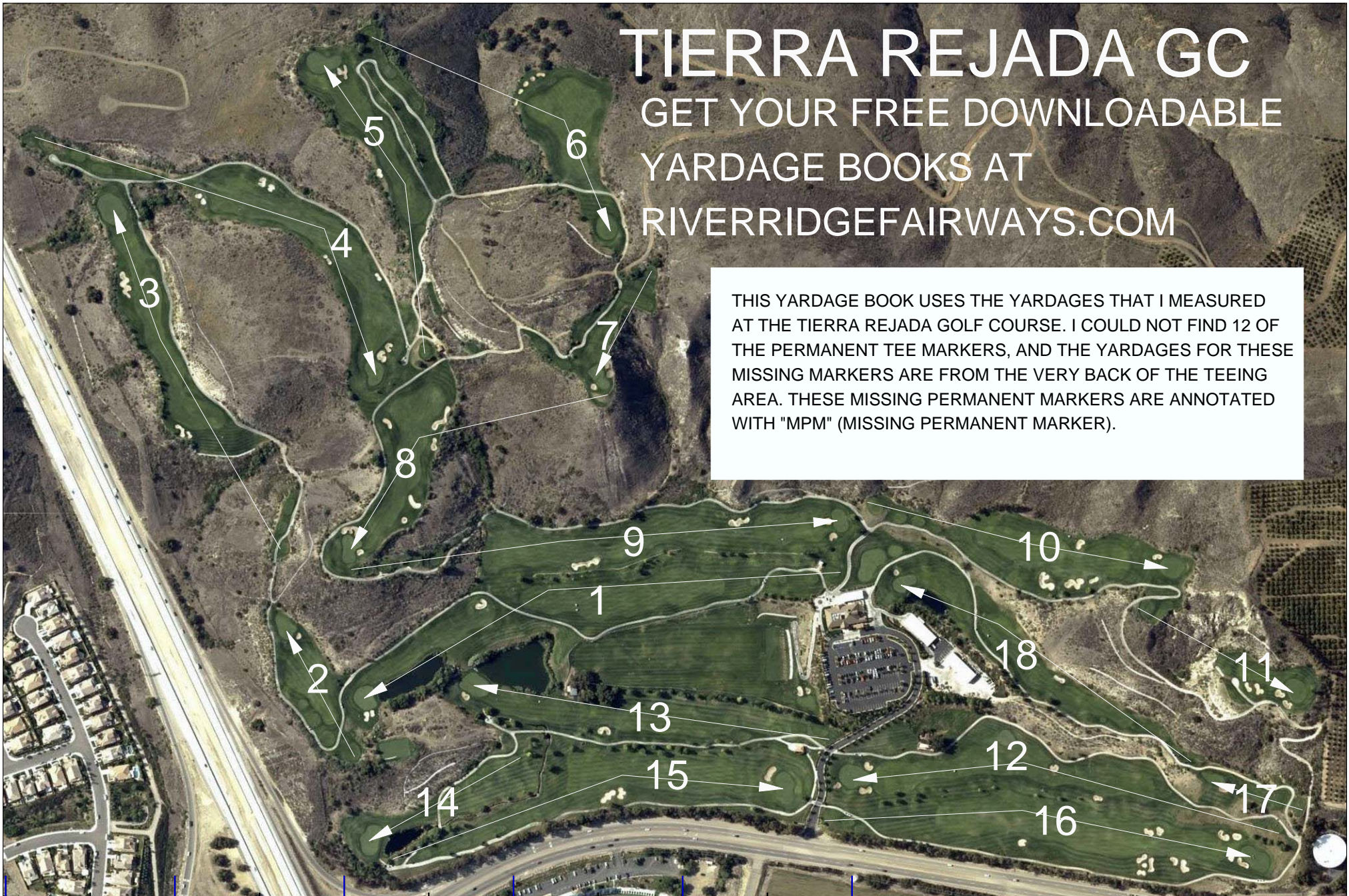


TIERRA REJADA GC

GET YOUR FREE DOWNLOADABLE
YARDAGE BOOKS AT
RIVERRIDGEFAIRWAYS.COM

THIS YARDAGE BOOK USES THE YARDAGES THAT I MEASURED AT THE TIERRA REJADA GOLF COURSE. I COULD NOT FIND 12 OF THE PERMANENT TEE MARKERS, AND THE YARDAGES FOR THESE MISSING MARKERS ARE FROM THE VERY BACK OF THE TEEING AREA. THESE MISSING PERMANENT MARKERS ARE ANNOTATED WITH "MPM" (MISSING PERMANENT MARKER).



9/6/2010

(REMOVE THIS SHEET FROM THE YARDAGE BOOK AND USE IT FOR A REFERENCE)

How to Customize Your Yardage Book Using the Adobe Reader

This RIVERRIDGEFAIRWAYS yardage book is set up so you may use the Adobe Reader to get yardage measurements directly from the yardage book's PDF file. These yardage measurements and your comments may be written onto the yardage book's PDF file using the Adobe reader. Your customized yardage books can be saved away or printed out.

MEASUREMENT TOOL:

How to enter the measuring tool mode:-TOOLS -> ANALYSIS --> MEASURING TOOL ->

(For the full page yardage book)- RIGHT CLICK ->CHANGE SCALE RATIO -> 8.33 IN = 500 YDS -> OK

(For the foldable yardage book)- RIGHT CLICK -> CHANGE SCALE RATIO -> 6.66 IN = 500 YDS -> OK

How to exit the measuring tool mode- TOOLS -> SELECT & ZOOM -> SELECT TOOL or HAND TOOL

Other handy commands to use while in the MEASURING TOOL mode:

To cancel a measurement- RIGHT CLICK -> CANCEL MEASUREMENT.

To complete a measurement- RIGHT CLICK -> COMPLETE MEASUREMENT.

To delete an existing measurement line- LEFT CLICK measurement line -> RIGHT CLICK -> DELETE.

To change an existing measurement line- LEFT CLICK measurement line ->LEFT CLICK one of the four boxes and move with the mouse.

COMMENT TOOL:

TOOL -> COMMENT & MARKUP -> CALLOUT TOOL or TEXT BOX TOOL

If your older Adobe Reader does not support these functions then download the latest "Adobe Reader 9" from one of the RIVERRIDGEFAIRWAYS.COM yardage book's download page links. Update 9/3/2010

INSTRUCTIONS FOR USING THE FOLDABLE-POCKET SIZE YARDAGE BOOK

OPTIONAL CUT LINE TO MAKE IT A HALF INCH SMALLER TO FIT IN SMALLER POCKETS.

THE FOLDABLE POCKET-SIZED YARDAGE BOOK IS LARGER AND EASIER TO READ THAN THE OLD POCKET-SIZED, BUT IT STILL FITS INSIDE YOUR SHIRT OR BACK PANTS' POCKET ONCE IT IS FOLDED. IT HAS ALMOST ALL THE READABILITY OF A FULL SIZE YARDAGE BOOK WITH THE EASE OF FITTING INTO YOUR POCKET.

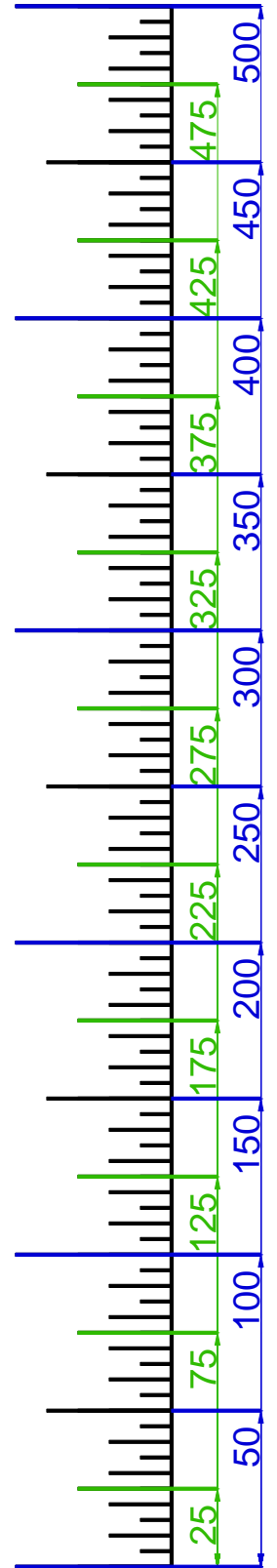
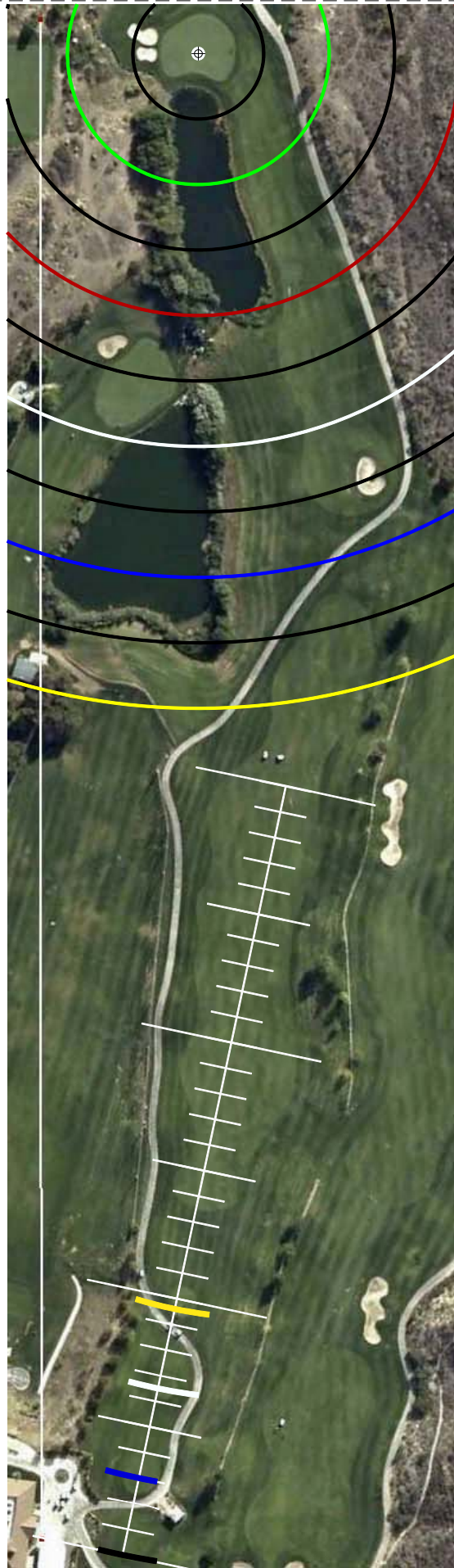
INSTRUCTIONS:
PRINT OUT THE FOLDABLE YARDAGE BOOK.
TRIM OFF THE WHITE AREA TO THE RIGHT OF THE DASHED BOX.
STAPLE THE LEFT SIDE OF THE TRIMMED YARDAGE BOOK.
DO NOT PUT A STAPLE NEAR THE CENTER SINCE THIS IS WHERE THE BOOK WILL BE FOLDED.
HAVE THE SMOOTH SIDE OF THE STAPLES FACING THE SAME WAY.
STAPLE SO THE OPEN SIDE OF THE STAPLES ARE ON THE PRINTED SIDE OF THE PAGE. FOLD THE YARDAGE BOOK FROM TOP TO BOTTOM WITH THE SMOOTH SIDE OF STAPLES FACING OUTWARD SO THEY DO NOT SNAG YOUR POCKET.

FOLD LINE ----- FOLD LINE ----- FOLD LINE ----- FOLD LINE ----- FOLD LINE

OPTIONAL CUT LINE TO MAKE IT A HALF INCH SMALLER TO FIT IN SMALLER POCKETS.

STAPLE STAPLE STAPLE STAPLE

BLACK : 590
 BLUE : 560
 WHITE : 525
 GOLD : 494

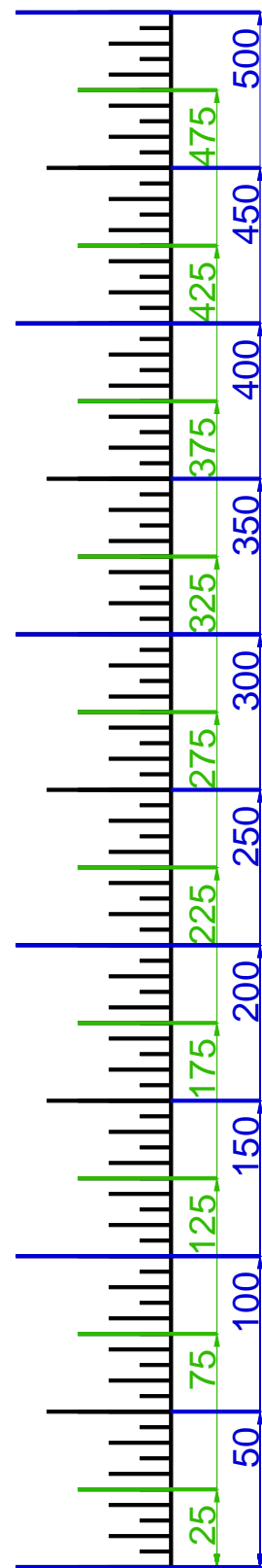


THE SCORECARD INDICATES A
 YARDAGE THAT IS 20 YARDS
 LONGER THAN THE ACTUAL
 YARDAGE.

HOLE #1

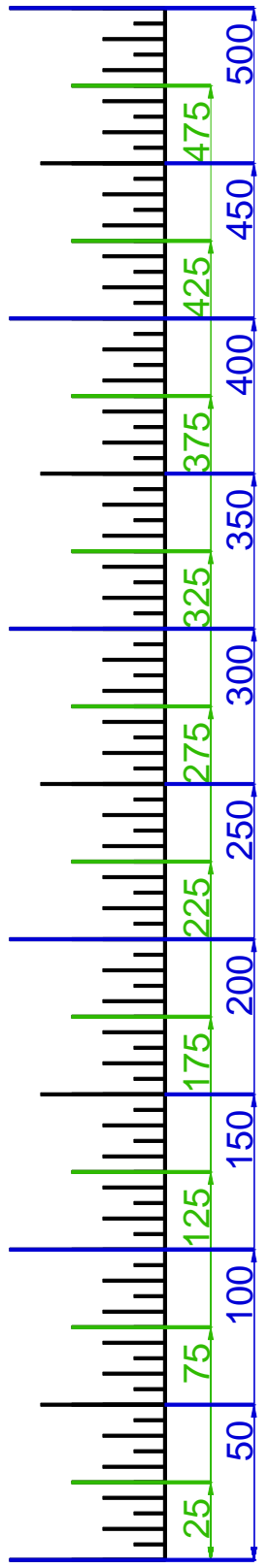
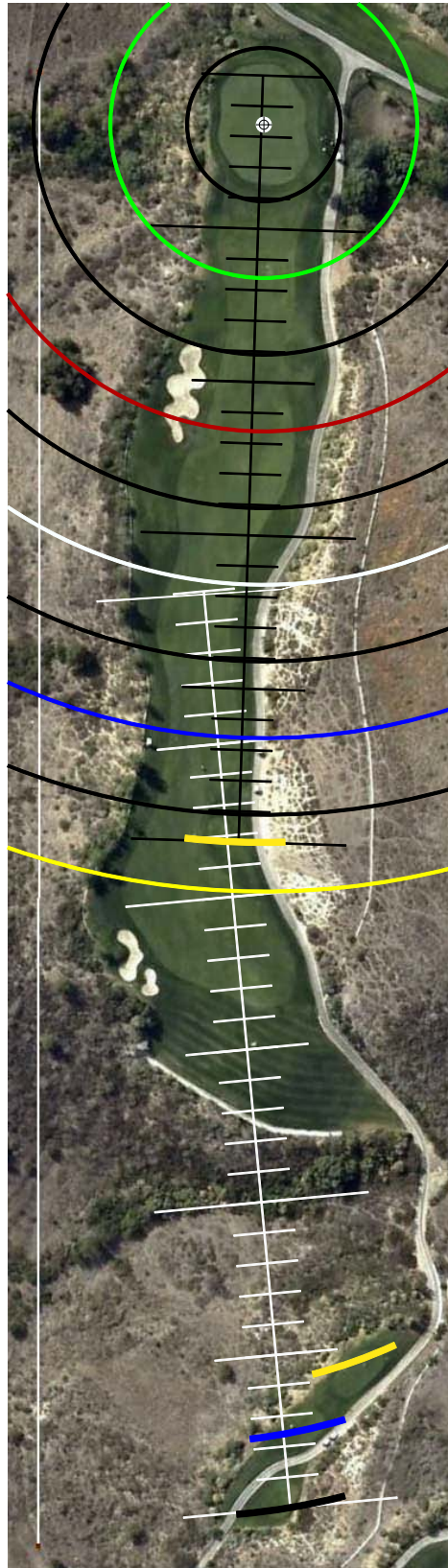
BLACK: 172
BLUE : 144
WHITE: 119
GOLD : 93

THE SCORECARD INDICATES A
YARDAGE THAT IS 12 YARDS
LONGER THAN THE ACTUAL
YARDAGE.



HOLE #2

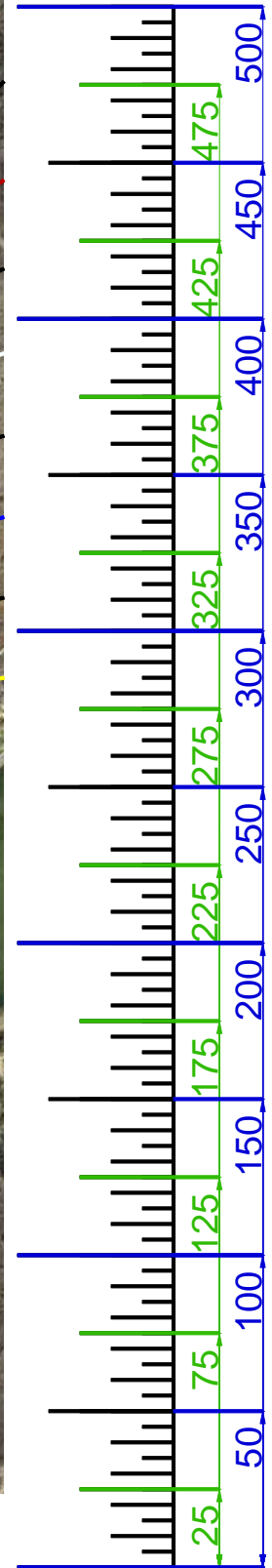
BLACK : 455
 BLUE : 531
 WHITE : 414
 GOLD : 234



THE SCORECARD INDICATES A
 YARDAGE THAT IS 25 YARDS
 LONGER THAN THE ACTUAL
 YARDAGE.

HOLE #3


BLACK : 547
 BLUE : 495
 WHITE : 470
 GOLD : 417



THE SCORECARD INDICATES A
 YARDAGE THAT IS 35 YARDS
 LONGER THAN THE ACTUAL
 YARDAGE.

HOLE #4


BLACK : 326 MPM
 BLUE : 311 MPM
 WHITE : 274
 GOLD : 230



THE SCORECARD INDICATES A YARDAGE THAT IS 56 YARDS LONGER THAN THE ACTUAL YARDAGE.

HOLE #5

BLACK : 412
 BLUE : 385
 WHITE : 320
 GOLD : 295/189

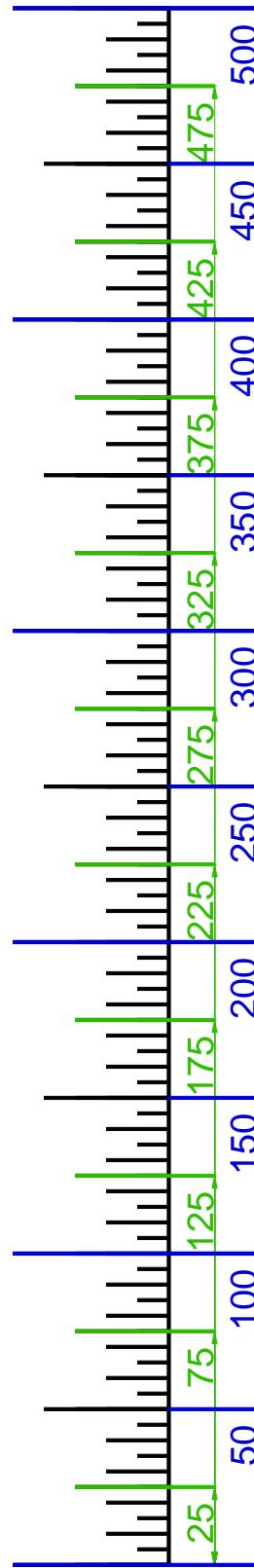


THE SCORECARD INDICATES A
 YARDAGE THAT IS 11 YARDS
 LONGER THAN THE ACTUAL
 YARDAGE FOR THE SECOND GOLD

HOLE #6

BLACK : 145
BLUE : 124
WHITE : 108
GOLD : 74

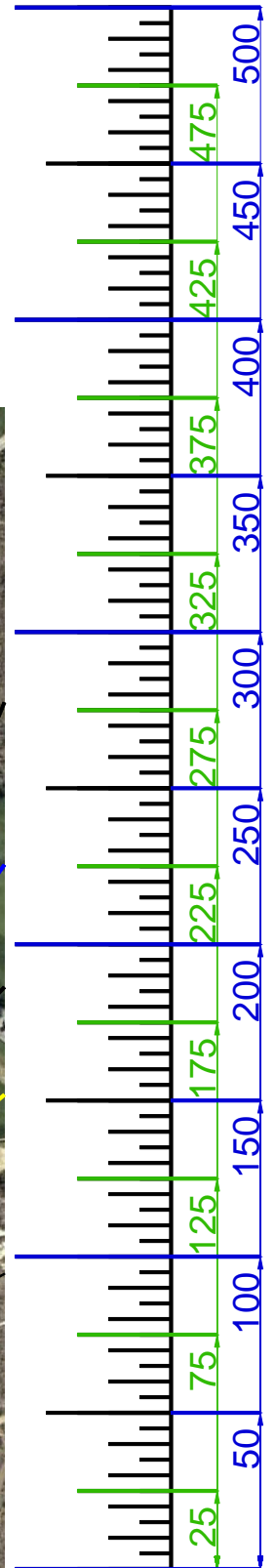
THE SCORECARD INDICATES A
YARDAGE THAT IS 6 YARDS
LONGER THAN THE ACTUAL
YARDAGE.



HOLE #7

BLACK : 355
BLUE : 349
WHITE : 337
GOLD : 281

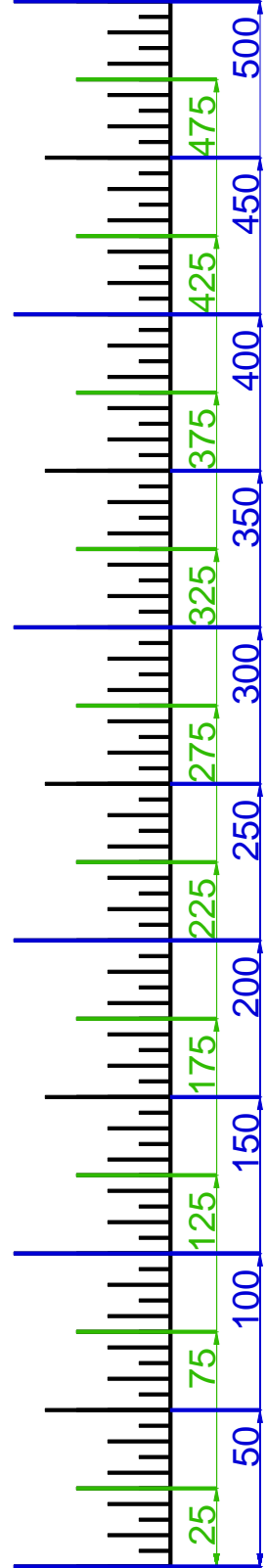
ALTITUDE AT TEEING AREA 968 FT.
ALTITUDE AT LANDING AREA 840 FT.
DROP IN ALTITUDE 128 FT.



THE SCORECARD INDICATES A YARDAGE THAT IS 14 YARDS LONGER THAN THE ACTUAL YARDAGE.

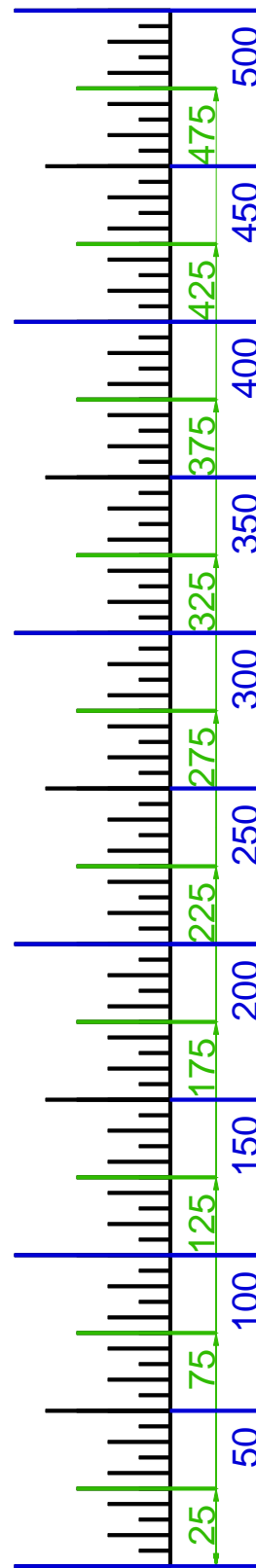
HOLE #8

BLACK : 575
BLUE : 545
WHITE : 505
GOLD : 480



HOLE #9

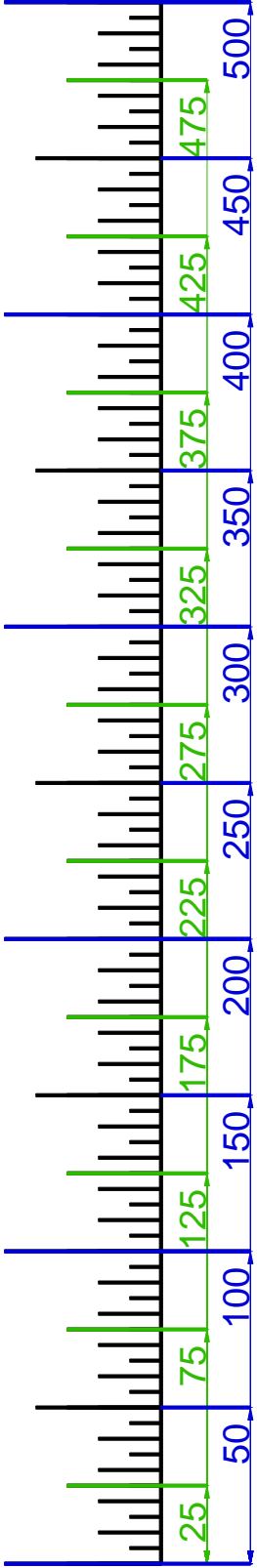
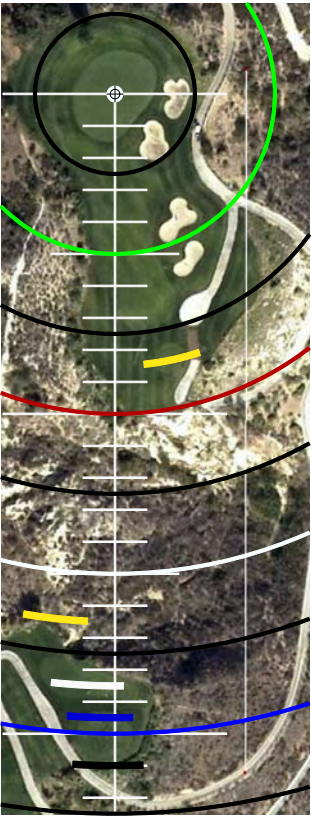
BLACK : 367 MPM
BLUE : 331
WHITE : 311
GOLD : 287 MPM



THE SCORECARD INDICATES A YARDAGE THAT IS 14 YARDS LONGER THAN THE ACTUAL YARDAGE.

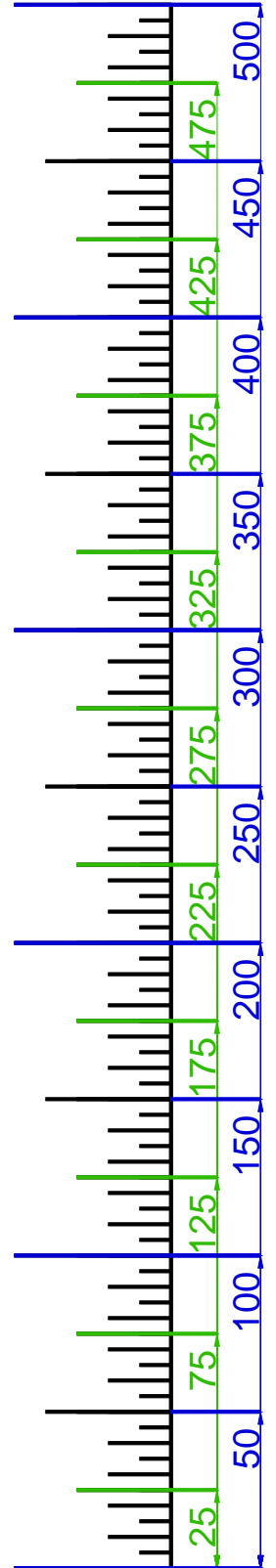
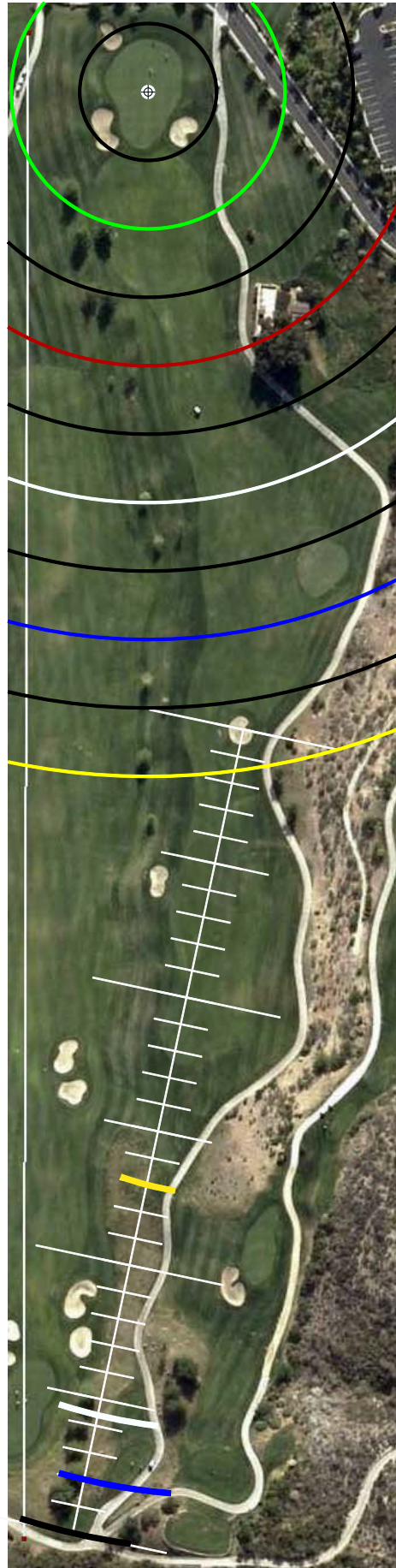
HOLE #10

BLACK : 210
BLUE : 195
WHITE : 185
GOLD : 165/85



HOLE #11

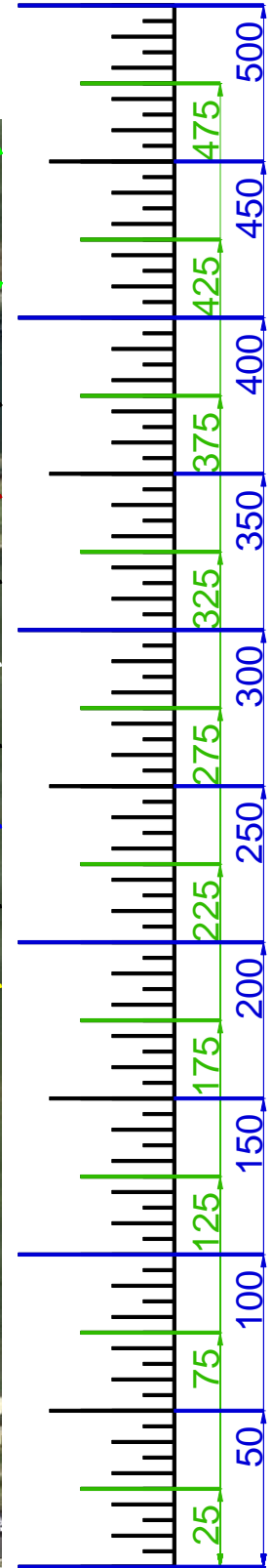
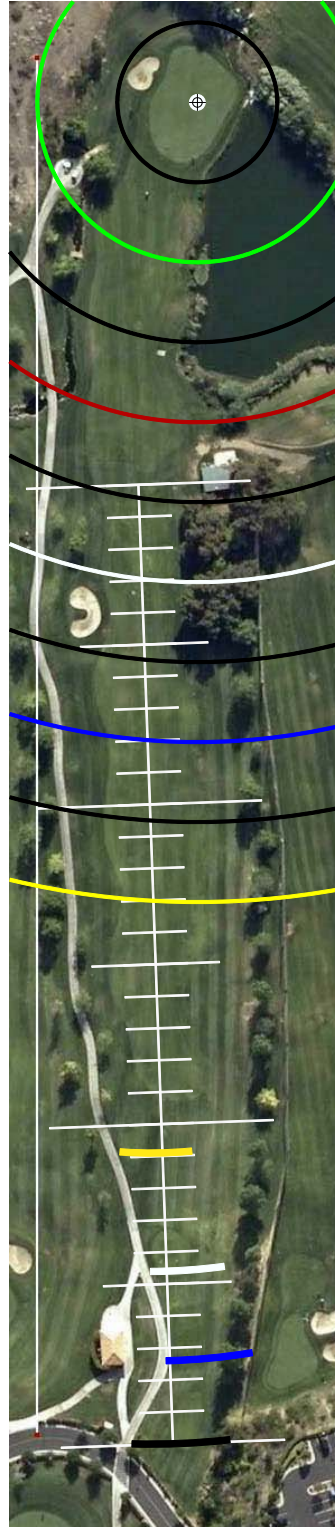
BLACK : 536
 BLUE : 516
 WHITE : 492
 GOLD : 406



THE SCORECARD INDICATES A
 YARDAGE THAT IS 14 YARDS
 LONGER THAN THE ACTUAL
 YARDAGE.

HOLE #12

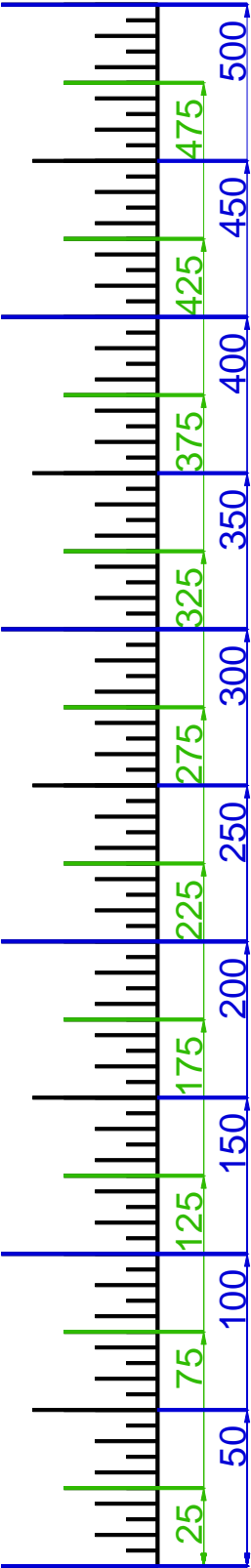
BLACK : 420
 BLUE : 394
 WHITE : 366 MPM
 GOLD : 329



THE SCORECARD INDICATES A
 YARDAGE THAT IS 12 YARDS
 LONGER THAN THE ACTUAL
 YARDAGE.

HOLE #13

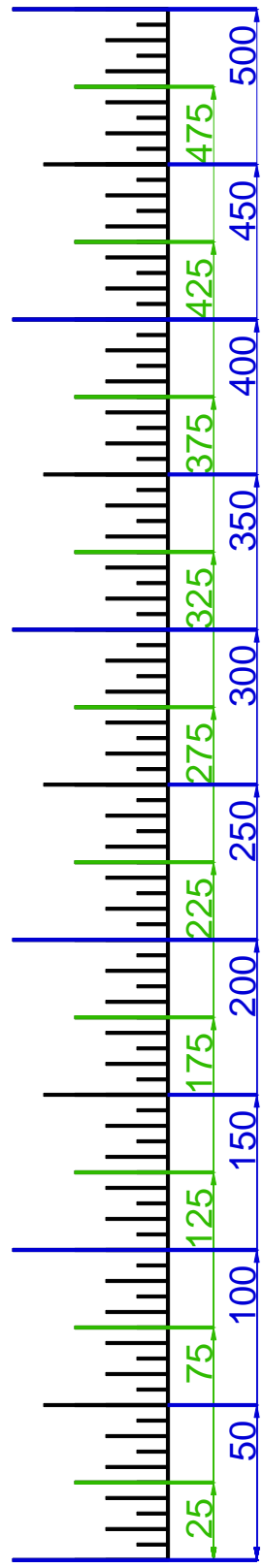
BLACK : 197 MPM
 BLUE : 161
 WHITE : 144
 GOLD : 120



THE SCORECARD INDICATES A YARDAGE THAT IS 10 YARDS LONGER THAN THE ACTUAL YARDAGE.

HOLE #14

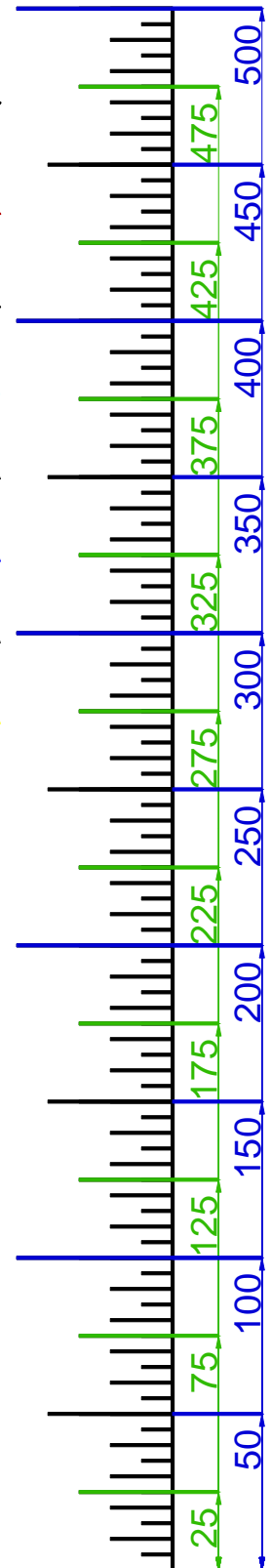

BLACK : 454 MPM
 BLUE : 409 MPM
 WHITE : 359
 GOLD : 311 MPM



THE SCORECARD INDICATES A
 YARDAGE THAT IS 16 YARDS
 LONGER THAN THE ACTUAL
 YARDAGE.

HOLE #15

BLACK : 509 MPM
 BLUE : 495 MPM
 WHITE : 479
 GOLD : 395



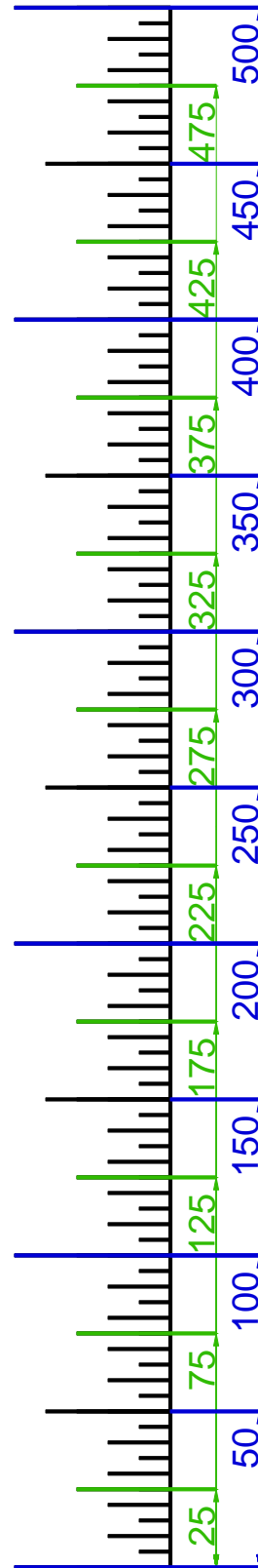
THE SCORECARD INDICATES A
 YARDAGE THAT IS 14 YARDS
 LONGER THAN THE ACTUAL
 YARDAGE.

HOLE #16

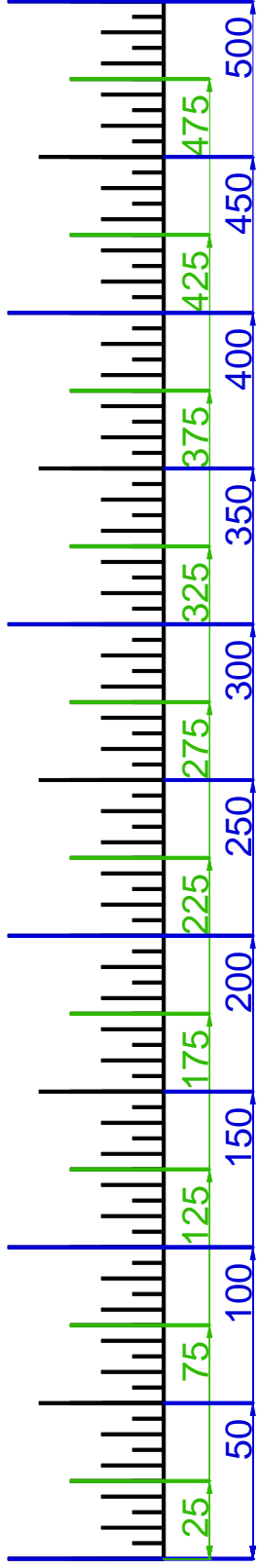
BLACK : 114
 BLUE : 105
 WHITE : 89
 GOLD : 78



THE SCORECARD INDICATES A
 YARDAGE THAT IS 4 YARDS
 LONGER THAN THE ACTUAL
 YARDAGE.



HOLE #17



SCALE RULER - EACH TICK MARK IS 5 YARDS.
FOR USE WITH RIVERIDGEFAIRWAYS.COM YARDAGE BOOKS, 9/3/2010, AL DELOREY

