

BUENAVENTURA GOLF COURSE
GET YOUR FREE DOWNLOADABLE YARDAGE BOOKS AT RIVERRIDGEFAIRWAYS.COM
THIS GOLF COURSE WAS RESURVEYED 7/16/2010.
ITS YARDAGES ARE USED IN THIS YARDAGE BOOK.



10/7/2010

(REMOVE THIS SHEET FROM THE YARDAGE BOOK AND USE IT FOR A REFERENCE)

How to Customize Your Yardage Book Using the Adobe Reader

This RIVERRIDGEFAIRWAYS yardage book is set up so you may use the Adobe Reader to get yardage measurements directly from the yardage book's PDF file. These yardage measurements and your comments may be written onto the yardage book's PDF file using the Adobe reader. Your customized yardage books can be saved away or printed out.

MEASUREMENT TOOL:

How to enter the measuring tool mode:-TOOLS -> ANALYSIS --> MEASURING TOOL ->

(For the full page yardage book)- RIGHT CLICK ->CHANGE SCALE RATIO -> 8.33 IN = 500 YDS -> OK

(For the foldable yardage book)- RIGHT CLICK -> CHANGE SCALE RATIO -> 6.66 IN = 500 YDS -> OK

How to exit the measuring tool mode- TOOLS -> SELECT & ZOOM -> SELECT TOOL or HAND TOOL

Other handy commands to use while in the MEASURING TOOL mode:

To cancel a measurement- RIGHT CLICK -> CANCEL MEASUREMENT.

To complete a measurement- RIGHT CLICK -> COMPLETE MEASUREMENT.

To delete an existing measurement line- LEFT CLICK measurement line -> RIGHT CLICK -> DELETE.

To change an existing measurement line- LEFT CLICK measurement line ->LEFT CLICK one of the four boxes and move with the mouse.

COMMENT TOOL:

TOOL -> COMMENT & MARKUP -> CALLOUT TOOL or TEXT BOX TOOL

If your older Adobe Reader does not support these functions then download the latest "Adobe Reader 9" from one of the RIVERRIDGEFAIRWAYS.COM yardage book's download page links. Update 9/3/2010

INSTRUCTIONS FOR USING THE FOLDABLE-POCKET SIZE YARDAGE BOOK

OPTIONAL CUT LINE TO MAKE IT A HALF INCH SMALLER TO FIT IN SMALLER POCKETS.

THE FOLDABLE POCKET-SIZED YARDAGE BOOK IS LARGER AND EASIER TO READ THAN THE OLD POCKET-SIZED, BUT IT STILL FITS INSIDE YOUR SHIRT OR BACK PANTS' POCKET ONCE IT IS FOLDED. IT HAS ALMOST ALL THE READABILITY OF A FULL SIZE YARDAGE BOOK WITH THE EASE OF FITTING INTO YOUR POCKET.

INSTRUCTIONS:
PRINT OUT THE FOLDABLE YARDAGE BOOK.
TRIM OFF THE WHITE AREA TO THE RIGHT OF THE DASHED BOX.
STAPLE THE LEFT SIDE OF THE TRIMMED YARDAGE BOOK.
DO NOT PUT A STAPLE NEAR THE CENTER SINCE THIS IS WHERE THE BOOK WILL BE FOLDED.
HAVE THE SMOOTH SIDE OF THE STAPLES FACING THE SAME WAY.
STAPLE SO THE OPEN SIDE OF THE STAPLES ARE ON THE PRINTED SIDE OF THE PAGE. FOLD THE YARDAGE BOOK FROM TOP TO BOTTOM WITH THE SMOOTH SIDE OF STAPLES FACING OUTWARD SO THEY DO NOT SNAG YOUR POCKET.

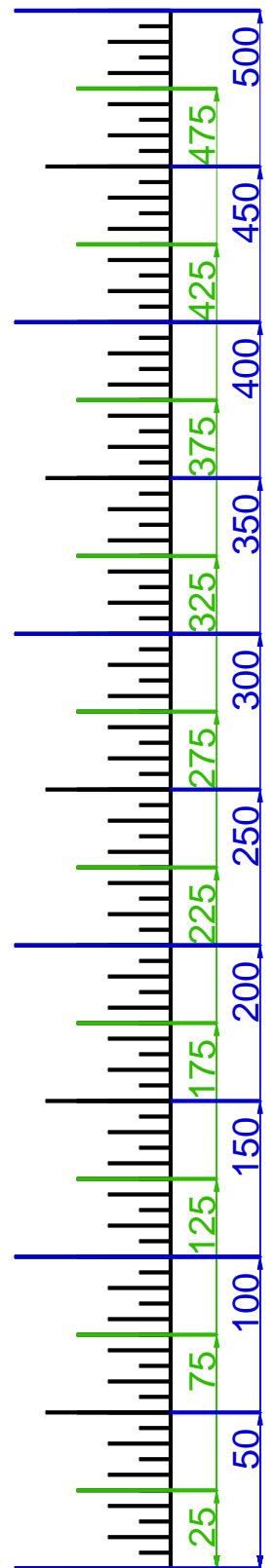
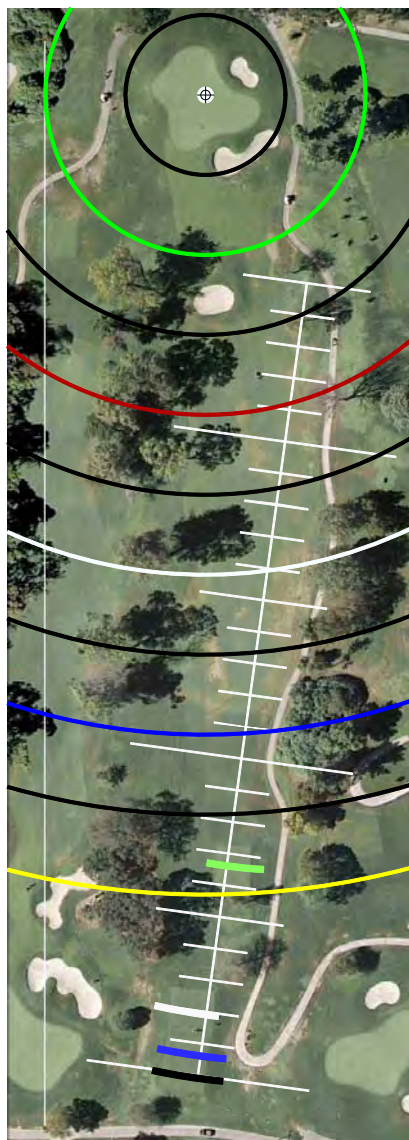
FOLD LINE ----- FOLD LINE ----- FOLD LINE ----- FOLD LINE

STAPLE STAPLE STAPLE STAPLE

HOLE #7

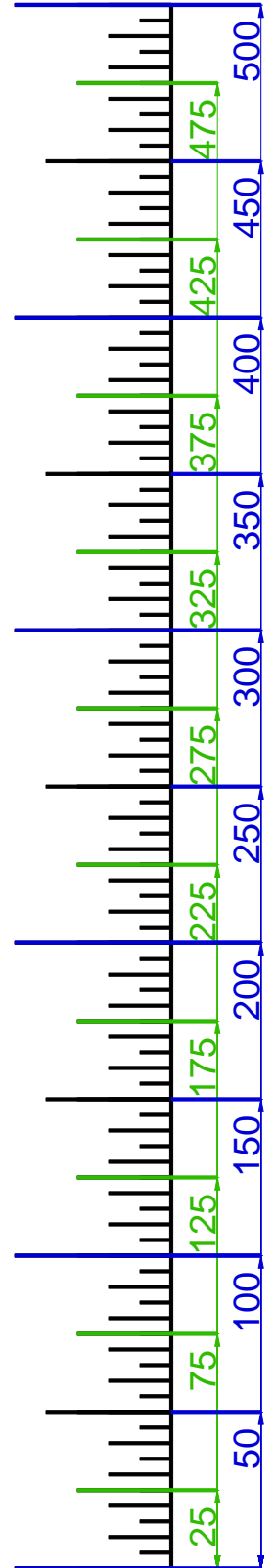
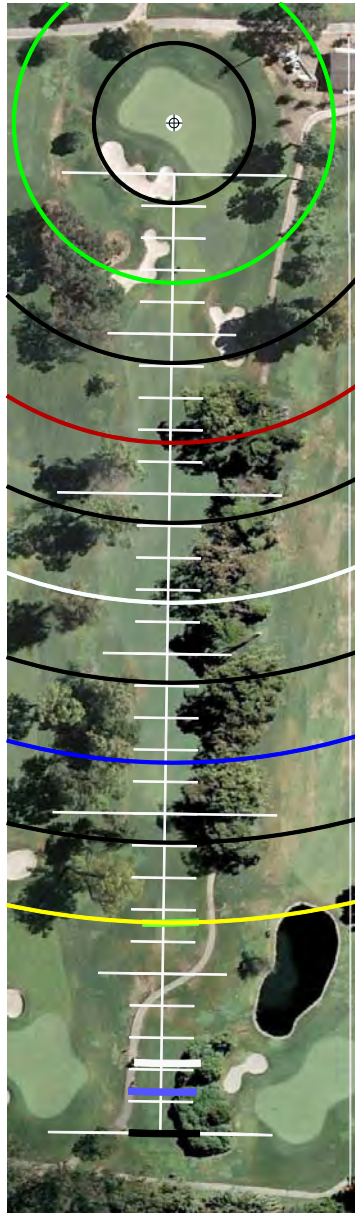
OPTIONAL CUT LINE TO MAKE IT A HALF INCH SMALLER TO FIT IN SMALLER POCKETS.

BLK BLU WHT GRN
 2 313 306 293 246



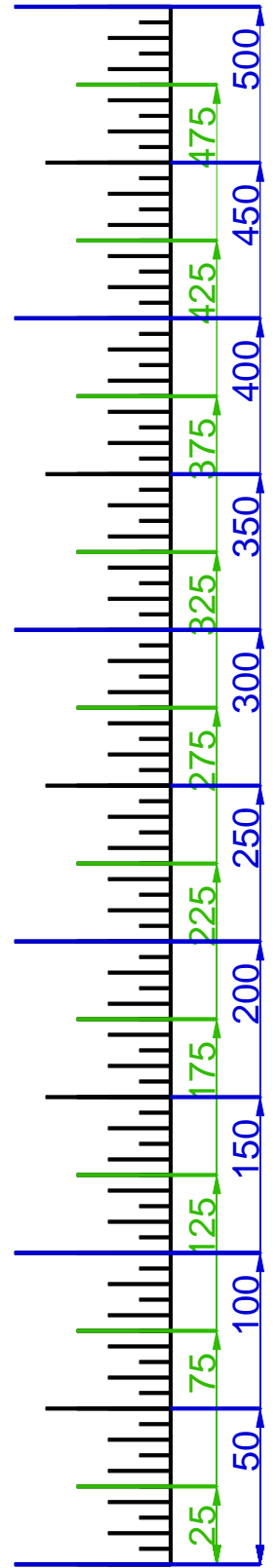
HOLE #2

BLK BLU WHT GRN
 3 316 303 294 250



HOLE #3

BLK BLU WHT GRN
4 464 448 430 379

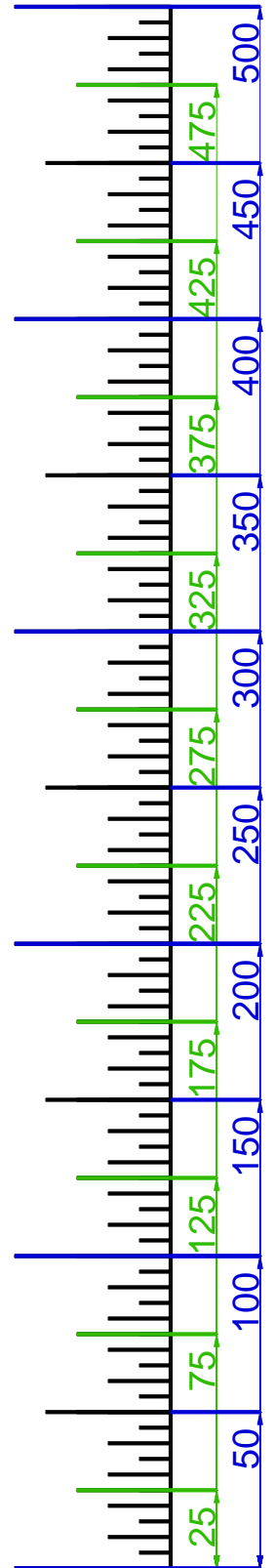


HOLE #4

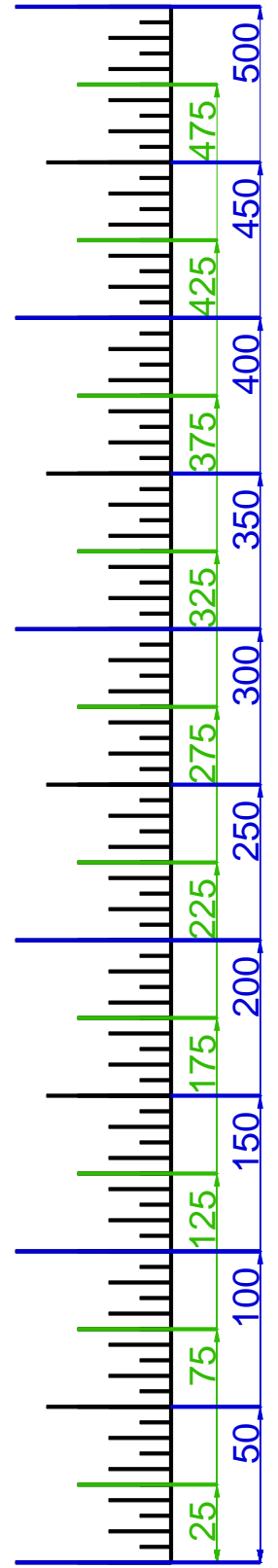
	BLK	BLU	WHT	GRN
5	137	120	118	86



HOLE #5

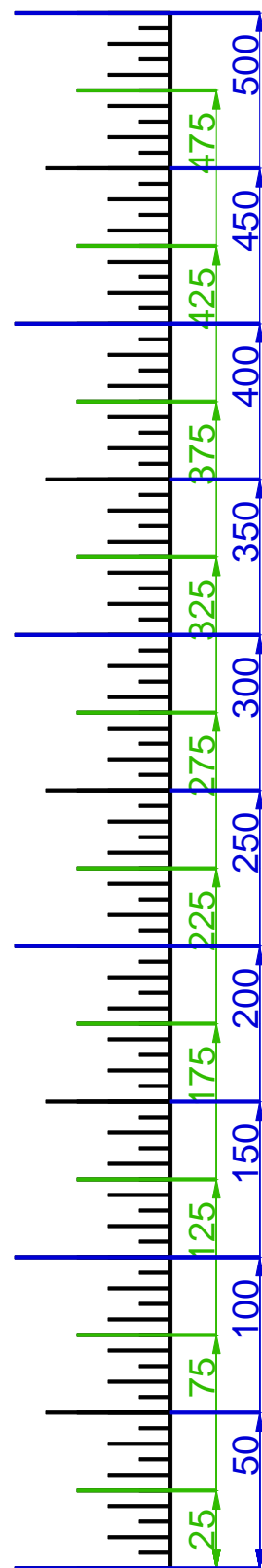
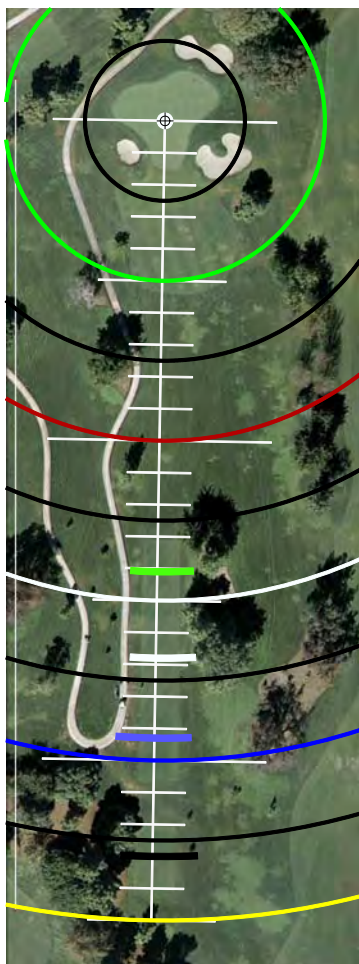


BLK BLU WHT GRN
 6 274 259 250 235



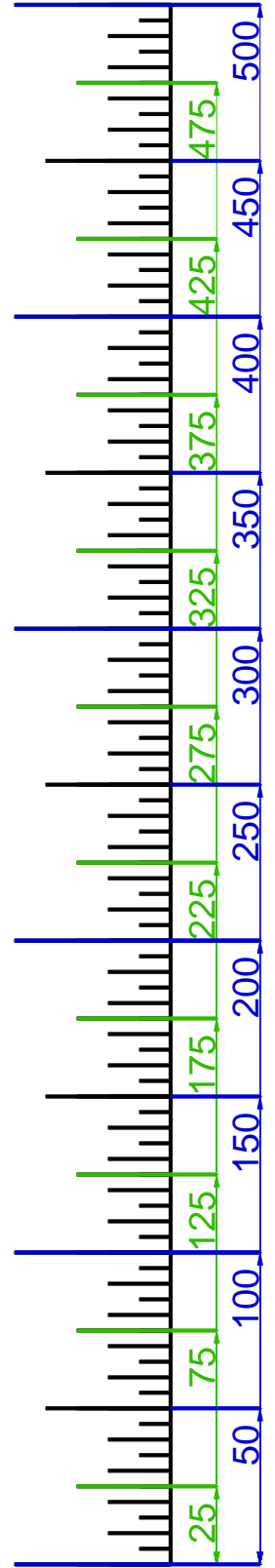
HOLE #6

BLK BLU WHT GRN
7 230 193 168 141



HOLE #7

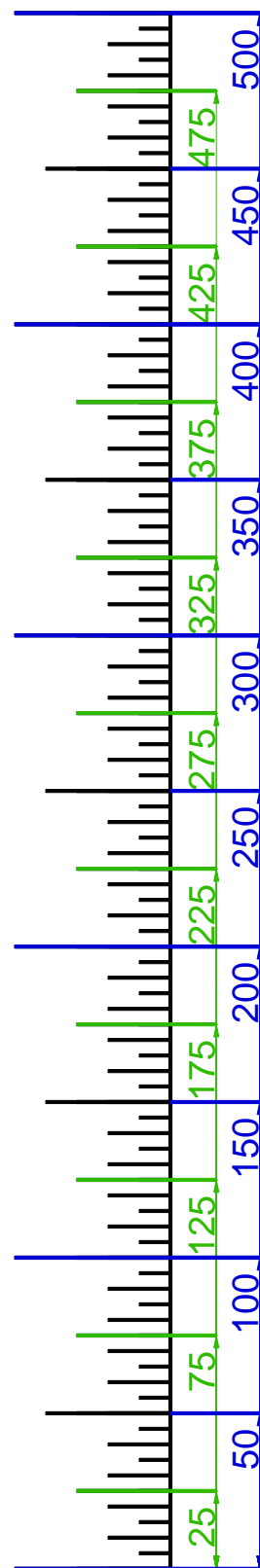
	BLK	BLU	WHT	GRN
8	296	288	279	237



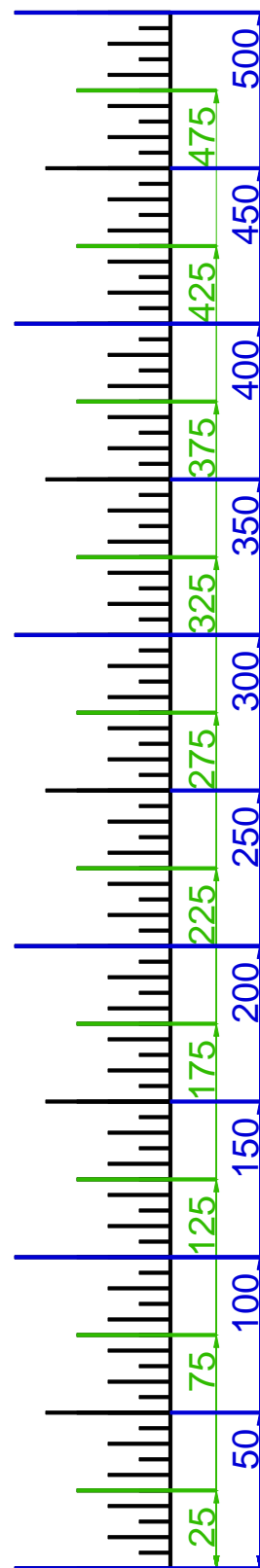
HOLE #8

BLK BLU WHT GRN
10 560 537 519 475

HOLE #10

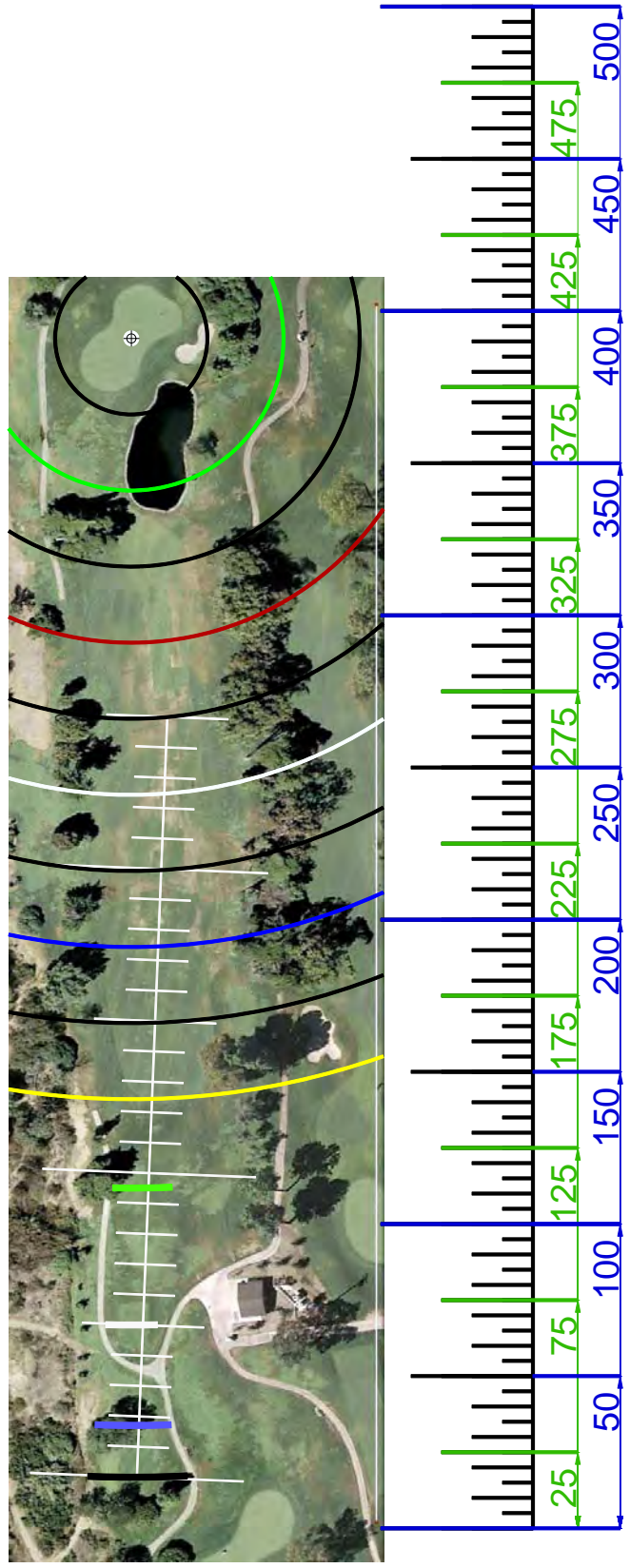


BLK BLU WHT GRN
11 139 119 108 91



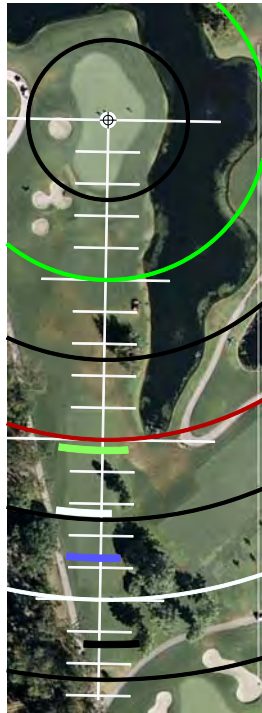
HOLE #11

BLK BLU WHT GRN
 13 375 358 325 280

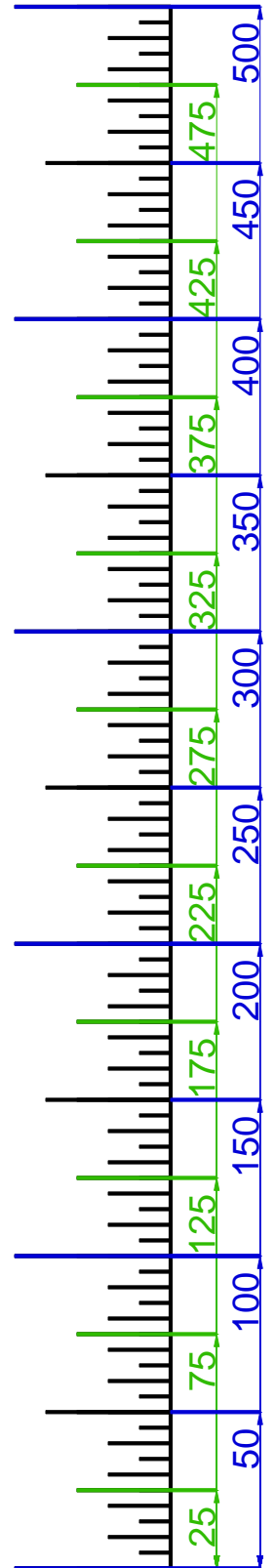


HOLE #13

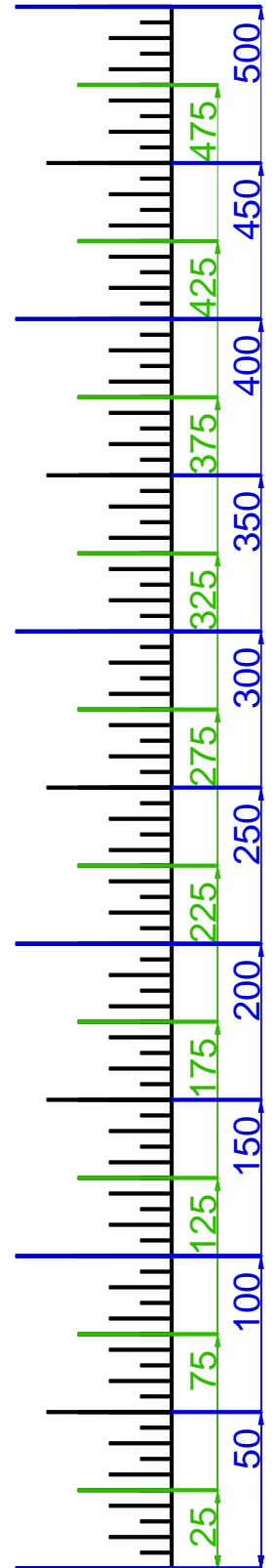
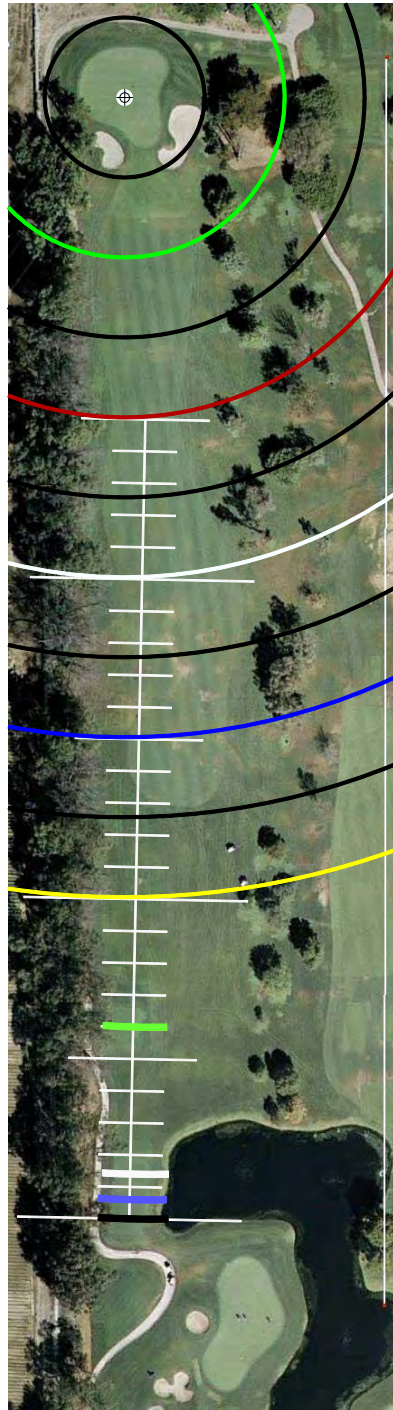
BLK BLU WHT GRN
14 164 137 103



HOLE #14

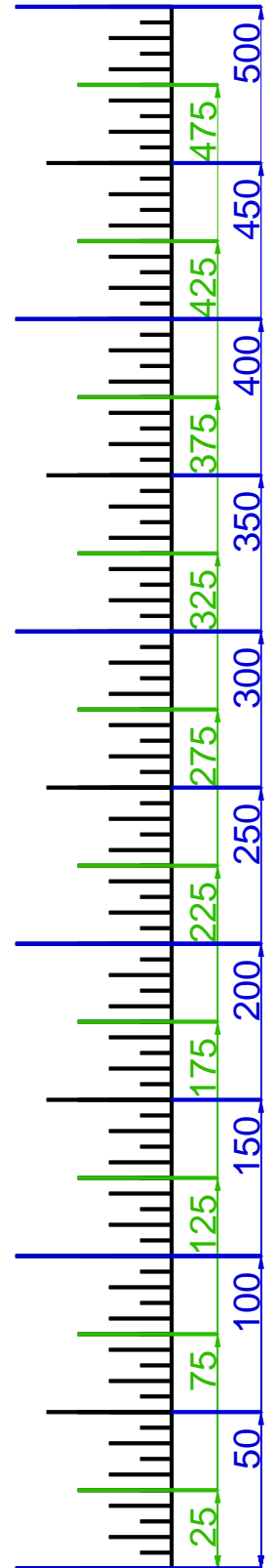
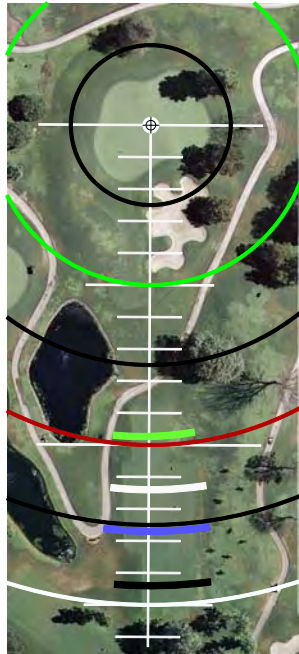


BLK BLU WHT GRN
 15 351 345 337 291



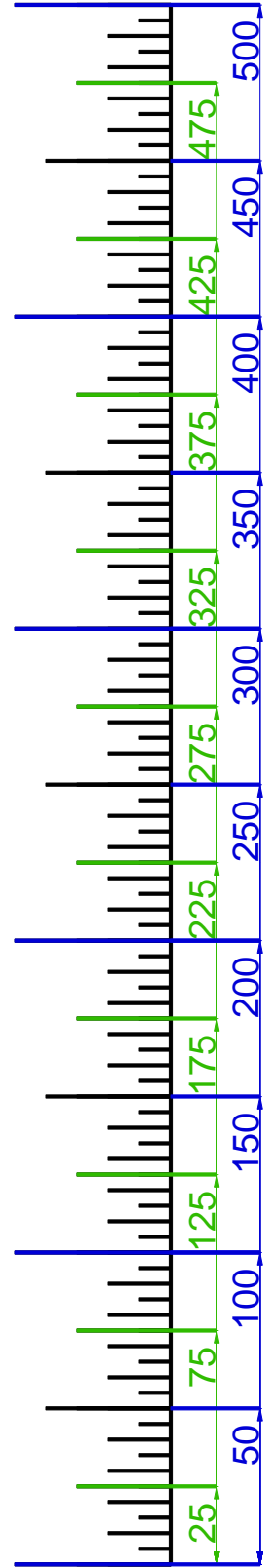
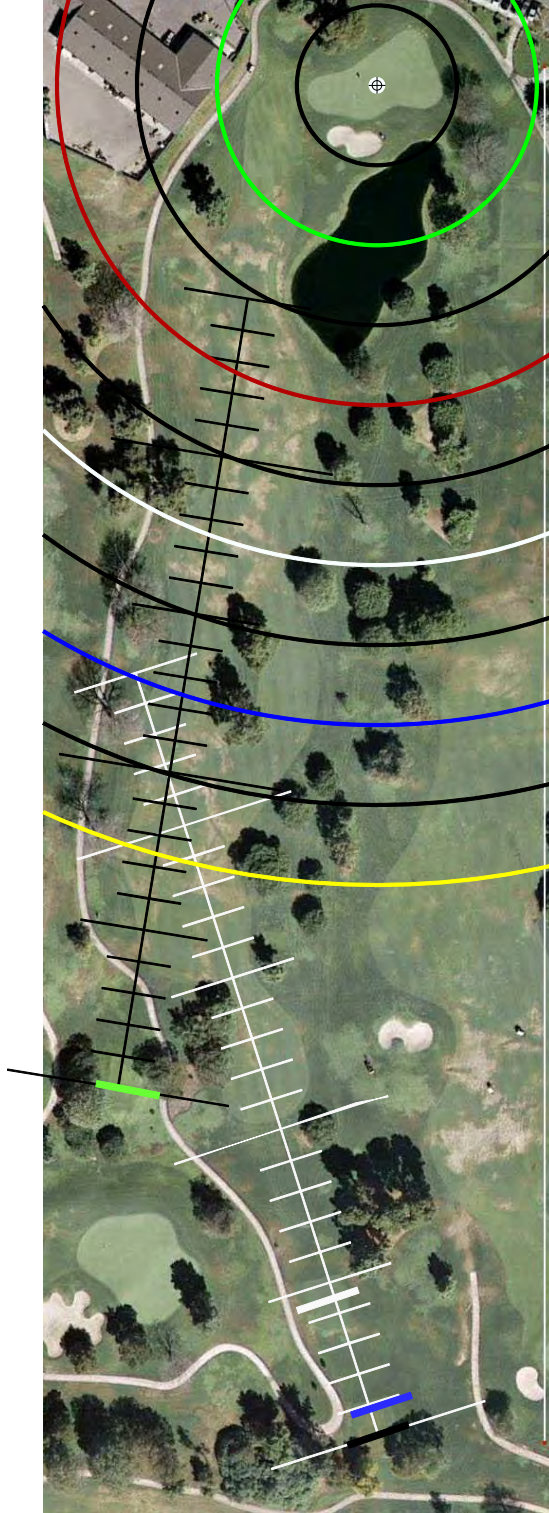
HOLE #15

	BLK	BLU	WHT	GRN
17	144	127	114	97

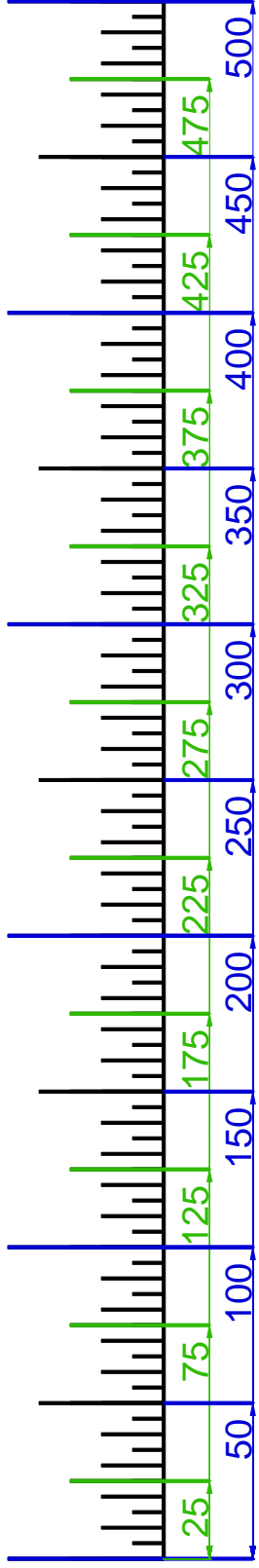


HOLE #17

BLK BLU WHT GRN
18 450 443 405 333



HOLE #18



SCALE RULER - EACH TICK MARK IS 5 YARDS.
 FOR USE WITH RIVERIDGEFAIRWAYS.COM YARDAGE BOOKS, 9/3/2010, AL DELOREY

